

(#)

For specific applications with refrigerant fluids not listed above, please contact Castel Technical Department

# FITTINGS



**A1 - A2L - A3 REFRIGERANTS, ASHRAE STANDARD 34-2019<sup>(#)</sup>**

**HCFC (R22)**

**HFC (R134a, R32, R404A, R407C, R410A, R507)**

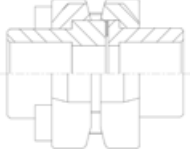
**HFO (R1234yf, R1234ze)**

**HFO + HFC (R448A, R449A, R450A, R452A, R452B, R454A, R454B, R454C, R455A, R513A, R515A, R515B)**


**HC (R290, R600, R600a, R1270)**

**R744**


## FLANGE JOINTS

Drawing	Part number	Connections		PS [bar]	Package pcs
		ODS			
		Ø [in.]	Ø [mm]		
	7630/7	7/8"	-	45	18
	7630/9	1.1/8"			
	7630/11	1.3/8"	35		14
	7630/13	1.5/8"	-		
	7630/M42	-	42		
	7630/17	2.1/8"	54		


## GASKETS FOR FLANGE JOINTS

Drawing	Part number	x Flange joint	Package pcs.
	000581	7630/7 ; 7630/9	10
	000618	7630/11	
	000624	7630/13 ; 7630/M42	
	000630	7630/17	


## SAE FLARE NUTS FOR INCH TUBING

Drawing	Part number	International code	SAE Flare	Copper Pipe		PS [bar]	Package pcs
				Ø [in.]	Ø [mm]		
	7010/22	NS4-4	1/4"	1/4"	6	50	100
	7010/33	NS4-6	3/8"	3/8"	-		50
	7010/44	NS4-8	1/2"	1/2"			
	7010/55	NS4-10	5/8"	5/8"	16		25
	7010/66	NS4-12	3/4"	3/4"	-		10
	7010/77	NS4-14	7/8"	7/8"	22		1
	7010/88	NS4-16	1"	1"	-		


**SAE FLARE CAP NUTS**

Drawing	Part number	International code	SAE Flare	Copper Pipe		PS [bar]	Package pcs
				Ø [in.]	Ø [mm]		
	7020/20	N5-4 CAP NUT	1/4"	-	-	140	100
	7020/X02	N5-5 CAP NUT	5/16"				
	7020/30	N5-6 CAP NUT	3/8"				50
	7020/40	N5-8 CAP NUT	1/2"				


**SAE FLARE REDUCING NUTS FOR INCH TUBING**

Drawing	Part number	International code	SAE Flare	Copper Pipe		PS [bar]	Package pcs
				Ø [in.]	Ø [mm]		
	7020/32	NRS4-64	3/8"	1/4"	6	50	50
	7020/43	NRS4-86	1/2"	3/8"	-		
	7020/54	NRS4-108	5/8"	1/2"	-		25
	7020/65	NRS4-1210	3/4"	5/8"	16		
	7020/87	NRS4-1614	1"	7/8"	22		


**SAE FLARE NUTS FOR METRIC TUBING**

Drawing	Part number	International code	SAE Flare	Copper Pipe		PS [bar]	Package pcs
				Ø [in.]	Ø [mm]		
	7030/2M5	-	1/4"	-	5	50	100
	7030/3M8				8		
	7030/3M10		10				
	7030/4M10		12		50		
	7030/4M12						
	7030/X04						(1)
	7030/4M14		14				25
	7030/5M12						
	7030/5M14		14				
	7030/6M14						
	7030/6M18		18				

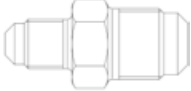
### SAE FLARE TWIN NUTS

Drawing	Part number	International code	SAE Flare	Copper Pipe		PS [bar]	Package pcs
				Ø [in.]	Ø [mm]		
	7050/2	US4-4	1/4"	-	-	140	50
	7050/3	US4-6	3/8"				
	7050/4	US4-8	1/2"				
	7050/5	US4-10	5/8"				25

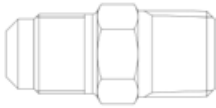
### SAE FLARE UNIONS

Drawing	Part number	International code	Connections		PS[bar]	Package pcs
			SAE Flare	NPT		
	7110/2	U2-4	1/4"	-	140	100
	7110/3	U2-6	3/8"			
	7110/4	U2-8	1/2"			
	7110/5	U2-10	5/8"			25
	7110/6	U2-12	3/4"			10
	7110/8	U2-16	1"			

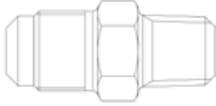
### REDUCING SAE FLARE UNIONS

Drawing	Part number	International code	Connections		PS[bar]	Package pcs
			SAE Flare	NPT		
	7120/23	UR2-64	1/4" x 3/8"	-	140	25
	7120/24	UR2-84	1/4" x 1/2"			
	7120/34	UR2-86	3/8" x 1/2"			
	7120/35	UR2-106	3/8" x 5/8"			
	7120/45	UR2-108	1/2" x 5/8"			
	7120/46	UR2-128	1/2" x 3/4"			10
	7120/56	UR2-1210	5/8" x 3/4"			


SAE FLARE / NPT UNIONS

Drawing	Part number	International code	Connections		PS [bar]	Package pcs
			SAE Flare	NPT		
	7130/2	U1-4B	1/4"	1/4"	120	100
	7130/3	U1-6C	3/8"	3/8"		
	7130/4	U1-8D	1/2"	1/2"		50
	7130/6	U1-12F	3/4"	3/4"		
	7130/8	U1-16H	1"	1"		

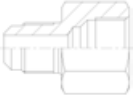
SAE FLARE / NPT REDUCING UNIONS

Drawing	Part number	International code	Connections		PS [bar]	Package pcs
			SAE Flare	NPT		
	7140/21	U1-4A	1/4"	1/8"	120	100
	7140/32	U1-6B	3/8"	1/4"		
	7140/34	U1-6D		1/2"		50
	7140/43	U1-8C	1/2"	3/8"		
	7140/54	U1-10D	5/8"	1/2"		

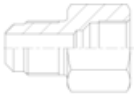
MALE / FEMALE REDUCING UNIONS (REDUCED FEMALE)

Drawing	Part number	International code	Connections						PS[bar]	Package pcs
			SAE Flare		NPT	GAS	ODS			
			M	F			Ø [in.]	Ø [mm]		
	7150/21	U3-4A	1/4"	–	1/8" f	–	–	–	–	50
	7150/32	UR3-46	3/8"	1/4"	–	–	–	–	140	25
	7150/42	UR3-48	1/2"							50
	7150/43	UR3-68		3/8"						25
	7150/54	UR3-810	5/8"	1/2"						10
	7150/64	UR3-812	3/4"							
	7150/65	UR3-1012								

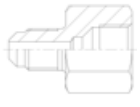
MALE / FEMALE REDUCING UNIONS (REDUCED MALE)

Drawing	Part number	International code	Connections						PS[bar]	Package pcs
			SAE Flare		NPT	GAS	ODS			
			M	F			Ø [in.]	Ø [mm]		
	7150/X29	–	–	1/4"	1/8"	–	–	–	140	25
	7150/X27				1/4"					
	7150/23	UR3-64	1/4"	3/8"						
	7150/24	UR3-84		1/2"						
	7150/34	UR3-86	3/8"	1/2"	10					
	7150/45	UR3-108	5/8"							
	7150/46	UR3-128	3/4"							
	7150/56	UR3-1210		5/8"						


MALE / FEMALE UNIONS

Drawing	Part number	International code	Connections						PS[bar]	Package pcs
			SAE Flare		NPT	GAS	ODS			
			M	F			Ø [in.]	Ø [mm]		
	7160/2	–	1/4"	1/4"	–	–	–	–	140	10
	7160/3		3/8"	3/8"						
	7160/4		1/2"	1/2"						

UNIONS SAE FLARE TO BSP




Drawing	Part number	International code	Connections						PS [bar]	Package pcs
			SAE Flare		NPT	GAS	ODS			
			M	F			Ø [in.]	Ø [mm]		
	7164/2	-	1/4"	-	-	G1/4" f	-	-	140	100
	7166/2		-	1/4"		G1/4" m				25

MALE SAE FLARE /SOLDER UNIONS

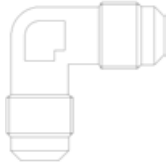
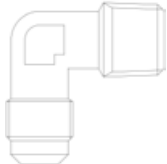


Drawing	Part number	International code	Connections						PS [bar]	Package pcs	
			SAE Flare		NPT	GAS	ODS				
			M	F			Ø [in.]	Ø [mm]			
	7170/22	US3-44	1/4"	-	-	-	1/4"	-	140	250	
	7170/2M8	-					-	8			
	7170/33	US3-66	3/8"				3/8"	-		100	
	7170/3M8	-					-	8		25	
	7170/3M10						-	10		50	
	7170/34						-	1/2"		-	100
	7170/44	US3-88	1/2"				-	-		12	50
	7170/4M12	-	5/8"					16			
	7170/55	US3-1010	5/8"					16			
	7170/6M18	-	3/4"				-	18		10	
	7170/65						5/8"	16			
	7170/67						7/8"	22			



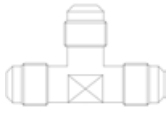
THREADED BRASS FITTINGS WITH FLARE - ODS ADAPTERS

Drawing	Part number	Item position	Connections			PS [bar]	Package pcs
			SAE Flare	ODS			
				Ø [in.]	Ø [mm]		
<p><b>POS.1</b></p>  <p><b>POS.2</b></p>  <p><b>POS.3</b></p> 	9901/X11	1 + 2 + 3	1/4"	-	6	140	20
	9901/X12		3/8"		10		15
	9901/X13		1/2"		12		10
	9901/X14		5/8"	5/8"	16		5
	9901/X15		3/4"	-	18		20
	9901/X16		1/4"	1/4"	-		15
	9901/X17		3/8"	3/8"			10
	9901/X18		1/2"	1/2"			5
	9901/X19		3/4"	3/4"			100
	9900/X58	1/4"	-	50			
	9900/X59	3/8"		25			
	9900/X60	1/2"					
	9900/X61	5/8"					
	9900/X68	3/4"					

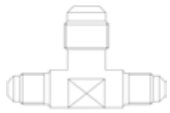
ELBOWS

Drawing	Part number	International code	Connections				PS [bar]	Package pcs	Info
			SAE Flare		NPT				
			M	F					
	7210/2	E2-4	1/4"	-	-	140	100	SAE flare elbows	
	7210/3	E2-6	3/8"						
	7210/4	E2-8	1/2"						
	7210/5	E2-10	5/8"						
	7210/6	E2-12	3/4"						
	7220/2	E1-4B	1/4"	-	1/4"	120	100	SAE flare / NPT elbows	
	7220/3	E1-6C	3/8"		3/8"				
	7220/4	E1-8D	1/2"		1/2"				
	7220/6	E1-12F	3/4"		3/4"				
	7230/21	E1-4A	1/4"	-	1/8"	120	100	SAE flare / reduced NPT elbows	
	7230/32	E1-6B	3/8"		1/4"				
	7230/43	E1-8C	1/2"		3/8"				
	7230/54	E1-10D	5/8"		1/2"				
	7240/2	-	1/4"	1/4"	-	140	50	Male / female SAE flare elbows	
	7240/3		3/8"	3/8"					
	7240/4		1/2"	1/2"					


SAE FLARE TEE

Drawing	Part number	International code	Connections					PS [bar]	Package pcs
			SAE Flare				NPT		
			(1)	(2)	(3)	(4)			
	7310/2	T2-4	1/4"	1/4"	1/4"	-	-	140	50
	7310/3	T2-6	3/8"	3/8"	3/8"				
	7310/4	T2-8	1/2"	1/2"	1/2"				
	7310/5	T2-10	5/8"	5/8"	5/8"				
	7310/6	T2-12	3/4"	3/4"	3/4"				

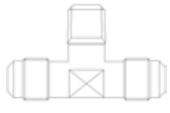
**SAE FLARE REDUCING TEE (REDUCED SIDE CONNECTIONS)**

Drawing	Part number	International code	Connections					PS [bar]	Package pcs
			SAE Flare				NPT		
			(1)	(2)	(3)	(4)	(3)		
	7320/223	TR2-46	1/4"	1/4"	3/8"	-	-	140	25
	7320/334	TR2-68	3/8"	3/8"	1/2"				
	7320/445	TR2-810	1/2"	1/2"	5/8"				
	7320/556	TR2-1012	5/8"	5/8"	3/4"				10


**SAE FLARE REDUCING TEE (REDUCED CENTRAL CONNECTION)**

Drawing	Part number	International code	Connections					PS [bar]	Package pcs
			SAE Flare				NPT		
			(1)	(2)	(3)	(4)	(3)		
	7320/332	TR2-64	3/8"	3/8"	1/4"	-	-	140	25
	7320/443	TR2-86	1/2"	1/2"	3/8"				
	7320/554	TR2-108	5/8"	5/8"	1/2"				
	7320/665	TR2-1210	3/4"	3/4"	5/8"				10

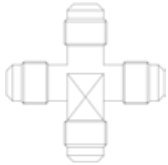
**SAE FLARE / NPT TEE (TAPER CENTRAL CONNECTION)**

Drawing	Part number	International code	Connections					PS [bar]	Package pcs
			SAE Flare				NPT		
			(1)	(2)	(3)	(4)	(3)		
	7330/221	T1-4A	1/4"	1/4"	-	-	1/8"	120	50
	7330/222	T1-4B					1/4"		1/4"
	7330/332	T1-6B	3/8"	3/8"			1/4"		100

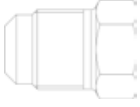



MALE / FEMALE SAE FLARE TEE ( FEMALE CENTRAL CONNECTION)

Drawing	Part number	International code	Connections					PS [bar]	Package pcs
			SAE Flare				NPT		
			(1)	(2)	(3)	(4)	(3)		
	7340/222	T6-4	1/4"	1/4"	1/4"	–	–	140	50

SAE FLARE CROSS

Drawing	Part number	International code	Connections					PS [bar]	Package pcs
			SAE Flare				NPT		
			(1)	(2)	(3)	(4)	(3)		
	7410/2	C1-4	1/4"	1/4"	1/4"	1/4"	–	140	50

THREADED BRASS FITTINGS

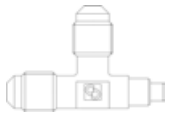


Drawing	Part number	International code	Connections				PS [bar]	Package pcs	Info
			SAE Flare	NPT	ODS				
					Ø [in.]	Ø [mm]			
	7510/2		P2-4	1/4"	-		140	25	SAE flare plugs
	7510/3		P2-6	3/8"					
	7510/4		P2-8	1/2"					
	7521/1		121-B-02	1/8"	-		120	50	NPT plugs (#)
	7521/2		121-B-04	1/4"					
	7521/3		121-B-06	3/8"					
	7521/4		121-B-08	1/2"					
	7521/6		121-B-12	3/4"					
	7521/8		121-B-16	1"					
	7560/2		B1-4	1/4"	-	-	45	10	Copper seal caps
	7560/3		B1-6	3/8"					
	7560/4		B1-8	1/2"					
	7560/5		B1-10	5/8"					
	7560/6		B1-12	3/4"					
	7560/7		B1-14	7/8"					
	7580/2	(1)	B2-4	1/4"	-		140	100	Copper gaskets
	7580/3		B2-6	3/8"					
	7580/4		B2-8	1/2"					
	7580/5		B2-10	5/8"					
	7580/6		B2-12	3/4"					
	7581/2		(2)	B2-4					
	7581/3	B2-6		3/8"					
	7581/4	B2-8		1/2"					
	7581/5	B2-10		5/8"					
	7581/6	B2-12	3/4"						

(#): Plugs 7520/.. running out of stock  
 (1): nominal thickness 1 mm  
 (2): nominal thickness 0,5 mm


STRAIGHT ACCESS FITTINGS

Drawing	Part number	Connections									PS [bar]	Package pcs						
		SAE Flare			NPT	ODS		IDS										
		Valve core	M	F		Ø [in.]	Ø [mm]	Ø [in.]	Ø [mm]	L [mm]								
	8350/22	1/4"	-	-	-	1/4"	-	3/8"	-	-	140	100						
	8350/X10							10										
	8350/X01					-	-	-	-	6	-		-	-	-	140	100	
	8350/X03												6	90				
	8350/X06					-	-	-	-	-	-		1/4"	-	126	120		200
	8350/X07													326				
	8350/X11												6	130				
	8350/X12												180					
	8350/X09												45					
	8351/2					1/4"	-	-	-	1/4"	-		6	8 - 10	-	100		
	8351/X04	6																
	8351/X05	5/16"	-	7														
	8351/X07		6															
	8351/X01	-	-	-	-	-	-	1/8"	-	-	140							
	8351/X02							5	1/4" - 5/16" - 3/8"									
	8351/X06							6 - 8 - 10										
	8352/22	1/4"	1/4"	-	-	-	-	-	-	-	140							
	8354/21		-									-	1/8"					
	8354/22												1/4"					
	8354/23												3/8"					
	8362/22	1/4"	-	1/4"	-	-	-	-	-	-	10							

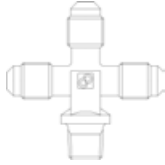
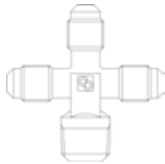
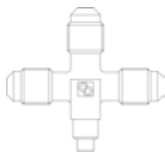
TEE ACCESS FITTINGS

Drawing	Part number	Connections					PS [bar]	Package pcs	
		SAE Flare		NPT	IDS				
		Valve core	F		Ø [in.]	Ø [mm]			
	8380/122	1/4"	-	1/8"	-	-	120		
	8380/222			1/4"					
	8380/X01			6				100	
	8380/X02			7					140
	8380/X09			-					


TEE ACCESS FITTINGS WITH SWIVEL NUTS

Drawing	Part number	Connections					PS [bar]	Package pcs
		SAE Flare		NPT	IDS			
		Valve core	F		Ø [in.]	Ø [mm]		
	8380/X06	1/4"	1/4"	-	-	-	45	10
	8380/X08							


**CROSS ACCESS FITTINGS**

Drawing	Part number	Connections					PS [bar]	Package pcs
		SAE Flare		NPT	IDS			
		Valve core	F		Ø [in.]	Ø [mm]		
	8382/1222			1/8"			120	50
	8382/X02	1/4"	-	1/4"	-	-		
	8382/X01					7-10	140	100
	8382/X03					6		

**CROSS ACCESS FITTINGS WITH SWIVEL NUT**





Drawing	Part number	Connections					PS [bar]	Package pcs
		SAE Flare		NPT	IDS			
		Valve core	F		Ø [in.]	Ø [mm]		
	8382/X04	1/4"	1/4"	-	-	-	45	10

**COPPER GASKETS WITH NECK**

Drawing	Part number	Connections					PS [bar]	Package pcs
		SAE Flare		NPT	IDS			
		Valve core	F		Ø [in.]	Ø [mm]		
	8580/2	1/4"	-	-	-	-	140	100

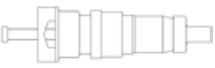
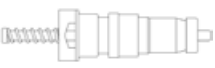


CAPS WITH GASKET

Drawing	Part number		Connections		Static pressure [bar]	Working pressure [bar]	PS [bar]	TS [°C]		Use	Package pcs
			SAE Flare					min.	max.		
			M	F							
	8391/A						35				
	8392/A										
	8392/B	(1)		1/4"	-	-		-20	+100	-	100
	8393/A			5/16"							






(1) The key is required to remove the valve core

SPARE VALVE CORES


Drawing	Part number		Connections		Static pressure [bar]	Working pressure [bar]	PS [bar]	TS [°C]		Use	Package pcs
			SAE Flare					min.	max.		
			M	F							
	8394/B	(1)			35	30		-35	+100	R22 HFC	100
	8394/B1				60	55		-25	+150	HFC HFO HC	
	8395/A1	(2)			90	50		-32	+100	R22 HFC	
	8395/A3	(2) (3)							-25	+130	
	8395/A4	(2)			140	80		-35	+120	R744	
	8395/A5	(2) (3)				60		-45	+130	HFC HFO HC	

(1) Inside spring  
 (2) Outside spring  
 (3) NB: No use with R22

MANIFOLDS WITH ACCESS FITTINGS

Drawing	Part number	Connections		Static pressure	Working pressure	PS [bar]	TS [°C]		Use	Package pcs
		SAE Flare					min.	max.		
		M	F	[bar]	[bar]					
	9900/X47					45				25
	9900/X87									
	9900/X81	1/4"	-	-	-	140	-	-	-	18
	9901/X43									20
	9901/X44									15

CORE REMOVER (FOR ALL TYPES)

Drawing	Part number	Connections		Static pressure	Working pressure	PS [bar]	TS [°C]		Use	Package pcs
		SAE Flare					min.	max.		
		M	F	[bar]	[bar]					
	8390/A	-	-	-	-	-	-	-	-	10

