

The Royal League

Die Königsklasse

N. de artículo
154500

1. Especificación de producto - Datos técnicos

N.º de artículo	154500
Tipo	FN050-VDS.4I.V7P1
Denominación	Axial fan with sickle blades
Datos de medición	3~400V±10% D/Y 50Hz P ₁ 0,77/0,49kW 1,70/ 0,84A ΔI=0% 1300/1025/min COSY 0,64 70°C 3~400V±10% D/Y 60Hz P ₁ 1,10/0,60kW 1,90/ 1,00A ΔI=0% 1400/ 980/min COSY 0,81 70°C 3~460V±10% D/Y 60Hz P ₁ 1,20/0,70kW 2,00/ 1,05A ΔI=0% 1480/1100/min COSY 0,76 70°C
Conexión eléctrica	Terminal box K62
Temperatura mínima de funcionamiento °C	-40***
Tipo de montaje de la caja de bornas	Mounted on Stator
Tipo de protección	IP54
Clase de aislamiento térmico	THCL155
Diagrama de conexiones	1360-108XA
Placa de características	1x fixed
Posición de montaje	H/Vu/Vo
Protección del motor	thermal contact
Impregnación	Moisture and hot climate protection
Calidad de los rodamientos	ball bearing with long-time lubrication
Material del rotor	Aluminium
Pintura del rotor	unpainted
Material de las palas	Aluminium
Pintura del rodete	unpainted
Tipo de rejilla	ring grill
Control	--
Pintura de la suspensión del motor	Motor suspension powder-coated consistency class 2
Color de la suspensión	RAL 9005 (jet black)
Peso kg	13,30
Datos ErP	Efficiency η_{statA} : 33,4 % Efficiency grade: $N_{actual} = 40,7 / N_{target} = 40^*$ *ErP 2015

*** Continuous operation with occasional starts (S1) according to DIN EN 60034-1:2011-02. Occasional starting between -40 and -25 °C is permissible. Continuous operation below -25 °C only with special bearings for refrigeration applications on request.

Permissible minimum and maximum ambient temperature for operation:

Please refer to the technical documentation of the product for the minimum and maximum ambient temperature valid for the respective fan. Operation below -25 °C as well as partial load operation for refrigeration applications is only possible with special bearings for refrigeration applications on request. If special bearings for refrigeration applications are installed in the fan, please observe the permissible maximum temperatures in the technical documentation of the product.

Ball-bearing service life:

The according to standard calculation methods determined bearing service life expectation of the motor-integrated ball bearings is mainly determined by the grease service life F10h and amounts for standard application to approx. 30.000 – 40.000 operating hours. The fan is maintenance-free due to the use of ball bearings with "lifetime lubrication". Once the grease operating life F10h has been reached, it may be necessary to replace the bearing. The bearing service life expectation may change compared to the specified value, if operating conditions such as increased vibrations or shocks, increased or too low temperatures, humidity, dirt in the ball bearing or unfavourable control modes are present. A service life calculation for special applications can be provided on request.



The Royal League Die Königsklasse

N. de artículo
154500

2. Curva característica

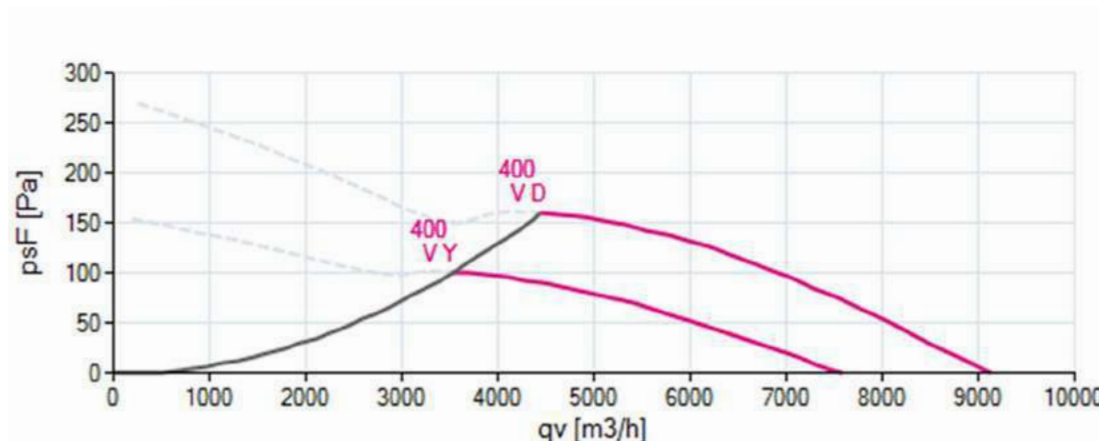
FN050-VDS.4I.V7P1

Measured with full nozzle without guard grille in installation type A according to ISO 5801

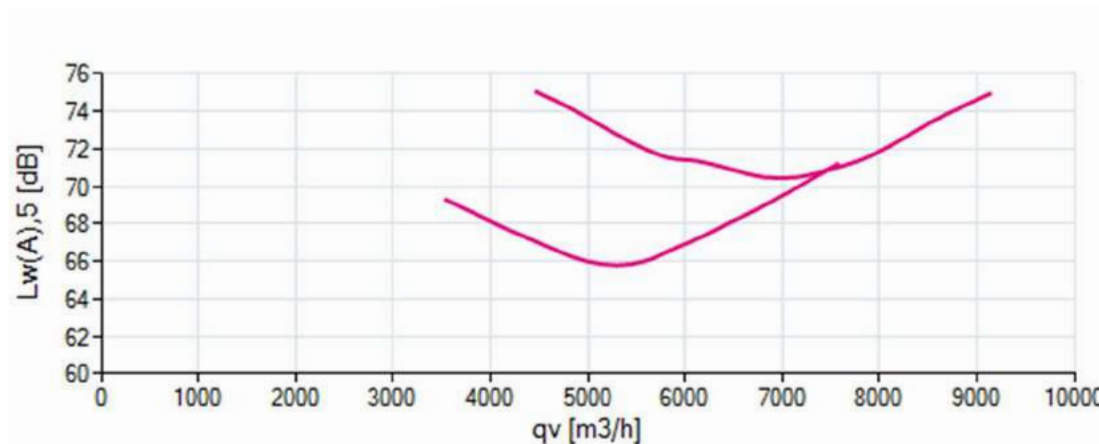
3~ 400V 50Hz D

Messdichte 1,16

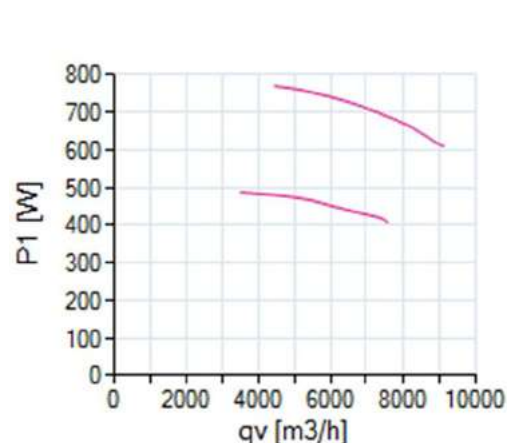
Rendimiento del aire



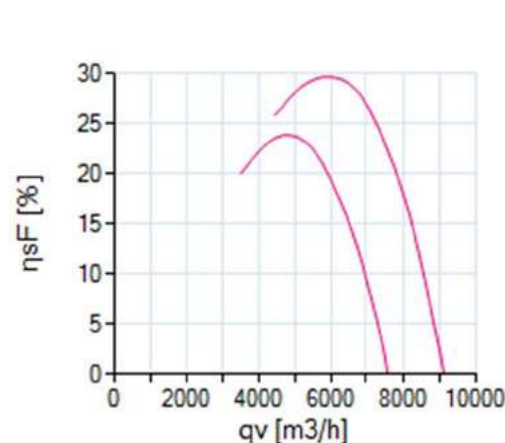
Acústica



Potencia de entrada



Eficiencia



83855

Please note: It's not allowed to use this fan in the stall area!*



N. de artículo
154500

The Royal League

Die Königsklasse

*In doubt please ask your responsible ZIEHL-ABEGG sales contact.

Datos del punto de trabajo

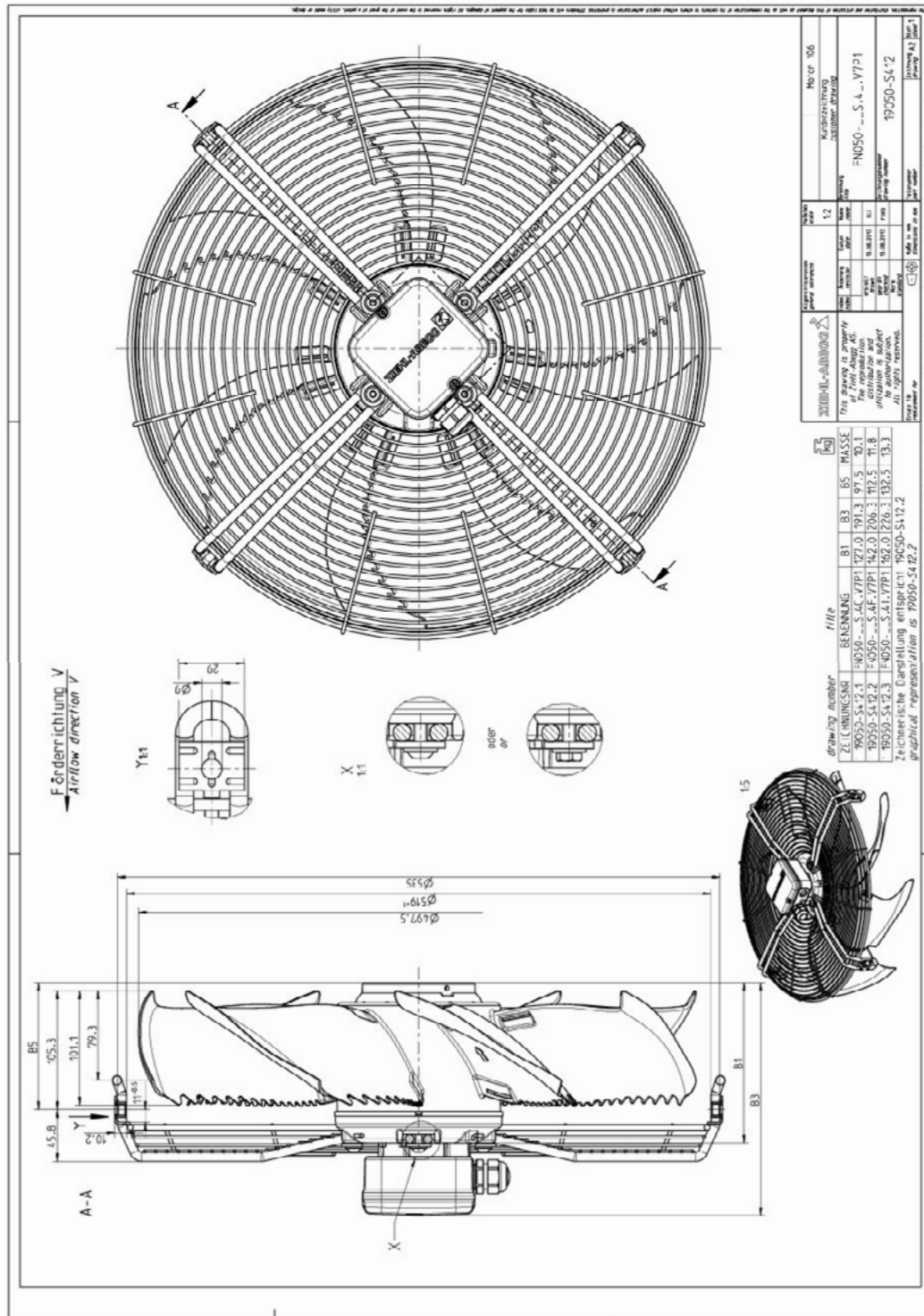
frequency (f _{BP})	50	Hz
mains supply	3~ 400V 50Hz D	
guard grille	no	



The Royal League
Die Königsklasse

N. de artículo
154500

3. Plano



Dimensiones en mm

El esquema adjunto es sólo a efectos de dimensiones.



The Royal League

Die Königsklasse

N. de artículo
154500

4. Diagrama de conexiones

1360-108XA

3~ motor, 2 speeds (Δ/Y switch over) with thermostatic switch (if built in). Without bridge when using speed change-overswitch.

- BN brown
- BU blue
- BK black
- RD red
- GY grey
- OG orange
- WH white
- GNYE green-yellow

High speed/D-connection

Low speed/Y-connection

