

# NLE15KK.4

## Energy-optimized Compressor

### R600a

### 220-240V 50Hz

#### General

Code number	105H6968
Approvals	EN 60335-2-34 with Annex AA
Compressors on pallet	80

#### Application

Application	LBP		
Frequency	Hz	50	60
Evaporating temperature	°C	-35 to -10	-
Voltage range	V	198 - 254	-
Max. condensing temperature continuous (short)	°C	60 (70)	-
Max. winding temperature continuous (short)	°C	125 (135)	-

#### Cooling requirements at max. ambient temperature

Frequency	Hz	50			60		
Application		LBP	MBP	HBP	LBP	MBP	HBP
32°C		S	-	-	-	-	-
38°C		S	-	-	-	-	-
43°C		S	-	-	-	-	-
Remarks on application:							

#### Motor

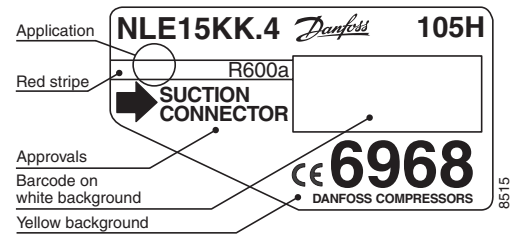
Motor type	RSIR/RSCR		
LRA (rated after 4 sec. UL984), HST   LST	A	-	6.6
Cut in Current, HST   LST	A	-	10.9
Resistance, main   start winding (25°C)	Ω	10.7	13.0

#### Design

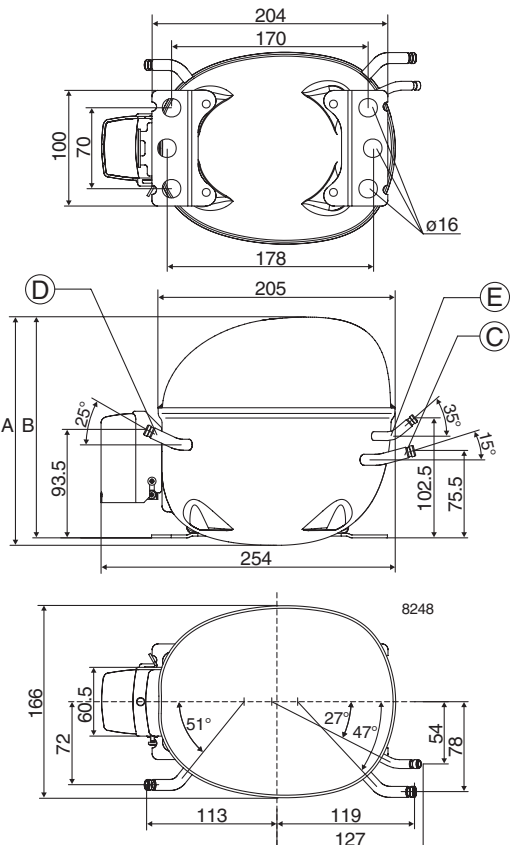
Displacement	cm <sup>3</sup>	14.65
Oil quantity (type)	cm <sup>3</sup>	270 (mineral)
Maximum refrigerant charge	g	150
Free gas volume in compressor	cm <sup>3</sup>	2310
Weight without electrical equipment	kg	10.8

#### Dimensions

Height	mm	A	197
		B	190
		B1	-
		B2	-
Suction connector	location/I.D. mm   angle	C	6.2   15°
	material   comment		Cu-plated steel   Al caps
Process connector	location/I.D. mm   angle	D	6.2   25°
	material   comment		Cu-plated steel   Al caps
Discharge connector	location/I.D. mm   angle	E	5.0   35°
	material   comment		Cu-plated steel   Al caps
Oil cooler connector	location/I.D. mm   angle	F	-
	material   comment		-
Connector tolerance	I.D. mm		±0.09, on 5.0 +0.12/+0.20
Remarks:			



- S = Static cooling normally sufficient
- O = Oil cooling
- F<sub>1</sub> = Fan cooling 1.5 m/s (compressor compartment temperature equal to ambient temperature)
- F<sub>2</sub> = Fan cooling 3.0 m/s necessary
- SG = Suction gas cooling normally sufficient
- = not applicable in this area



**EN 12900 Household (CECOMAF)** 220V, 50Hz, 2 W PTC consumption incl., static cooling

Evap. temp. in °C	-45	-40	-35	-30	-25	-23.3	-20	-15	-10	-6.7	-5	0	5	7.2	10	15	20
Capacity in W			110	146	190	207	243	307	382								
Power cons. in W			119	138	158	165	180	205	235								
Current cons. in A			0.94	0.99	1.07	1.09	1.16	1.27	1.40								
COP in W/W			0.92	1.06	1.20	1.25	1.35	1.49	1.63								

**EN 12900 Household (CECOMAF)** 220V, 50Hz, RC 4µF, 2 W PTC consumption incl., static cooling

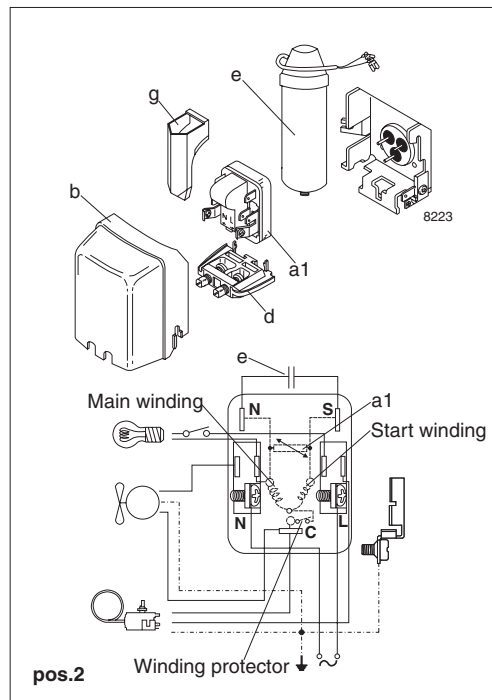
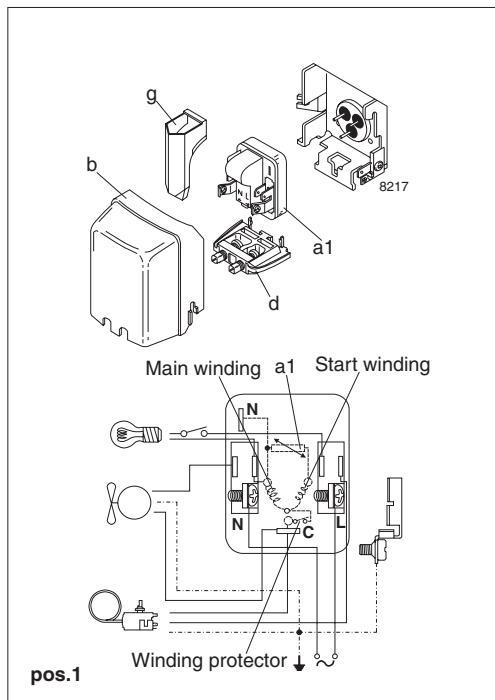
Evap. temp. in °C	-45	-40	-35	-30	-25	-23.3	-20	-15	-10	-6.7	-5	0	5	7.2	10	15	20
Capacity in W			110	146	190	207	243	307	382								
Power cons. in W			115	133	152	159	173	196	223								
Current cons. in A			0.66	0.75	0.84	0.88	0.96	1.08	1.22								
COP in W/W			0.95	1.10	1.25	1.30	1.41	1.56	1.71								

**ASHRAE LBP** 220V, 50Hz, 2 W PTC consumption incl., static cooling

Evap. temp. in °C	-45	-40	-35	-30	-25	-23.3	-20	-15	-10	-6.7	-5	0	5	7.2	10	15	20
Capacity in W			134	178	232	253	297	374	466								
Power cons. in W			119	138	158	165	180	205	234								
Current cons. in A			0.94	0.99	1.06	1.09	1.16	1.27	1.40								
COP in W/W			1.13	1.29	1.47	1.53	1.65	1.83	1.99								

**ASHRAE LBP** 220V, 50Hz, RC 4µF, 2 W PTC consumption incl., static cooling

Evap. temp. in °C	-45	-40	-35	-30	-25	-23.3	-20	-15	-10	-6.7	-5	0	5	7.2	10	15	20
Capacity in W			134	178	232	253	297	374	466								
Power cons. in W			115	133	152	159	172	195	222								
Current cons. in A			0.66	0.75	0.84	0.88	0.95	1.08	1.21								
COP in W/W			1.16	1.34	1.53	1.59	1.72	1.92	2.10								



Accessories for	NLE15KK.4	Figure	Code number
PTC starting device	6.3 mm spade connectors	a1 <b>(pos.1)</b>	103N0011
	4.8 mm spade connectors		103N0018
ePTC starting device	4.8 mm spade connectors	a1 <b>(pos.2)</b>	103N0050
PTC starting device	6.3 mm spade connectors		103N0016
	4.8 mm spade connectors		103N0021
Cover		b	103N2010
Cord relief		d	103N1010
Run capacitor 4 µF (optional)	6.3 mm spade connectors	e	117-7117
	4.8 mm spade connectors		117-7119
Protection screen for PTC		g	103N0476

Test conditions	EN 12900/CECOMAF	ASHRAE
Condensing temperature	55°C	54.4°C
Ambient temperature	32°C	32°C
Suction gas temperature	32°C	32°C
Liquid temperature	no subcooling	32°C

Mounting accessories		Code number
Bolt joint for one compressor	Ø: 16 mm	118-1917
Bolt joint in quantities	Ø: 16 mm	118-1918
Snap-on in quantities	Ø: 16 mm	118-1919

Danfoss can accept no responsibility for possible errors in catalogues, brochures and other printed material. Danfoss reserves the right to alter its products without notice. This also applies to products already on order provided that such alterations can be made without subsequential changes being necessary in specifications already agreed. All trademarks in this material are property of the respective companies. Danfoss and the Danfoss logotype are trademarks of Danfoss A/S. All rights reserved.