

# EC axial fan - ESM

sickled blades (S series)

ESM wall ring

**ebm-papst Mulfingen GmbH & Co. KG**

Bachmühle 2

74673 Mulfingen

Phone: +49 7938 81-0

Fax: +49 7938 81-110

www.ebmpapst.com

info1@de.ebmpapst.com

## Nominal data

Type	W1G172-EC91-01	
Motor	M1G055-BD	
Phase		1~
Nominal voltage	[VAC]	230
Frequency	[Hz]	50/60
Type of data definition		ml
Speed	[min <sup>-1</sup> ]	2500/1700
Power input	[W]	22
Current draw	[A]	0.18
Min. ambient temperature	[°C]	-25
Max. ambient temperature	[°C]	50

ml = max. load · me = max. efficiency · rfa = running at free air · cs = customer specs · cu = customer unit  
Subject to alterations

### Technical features

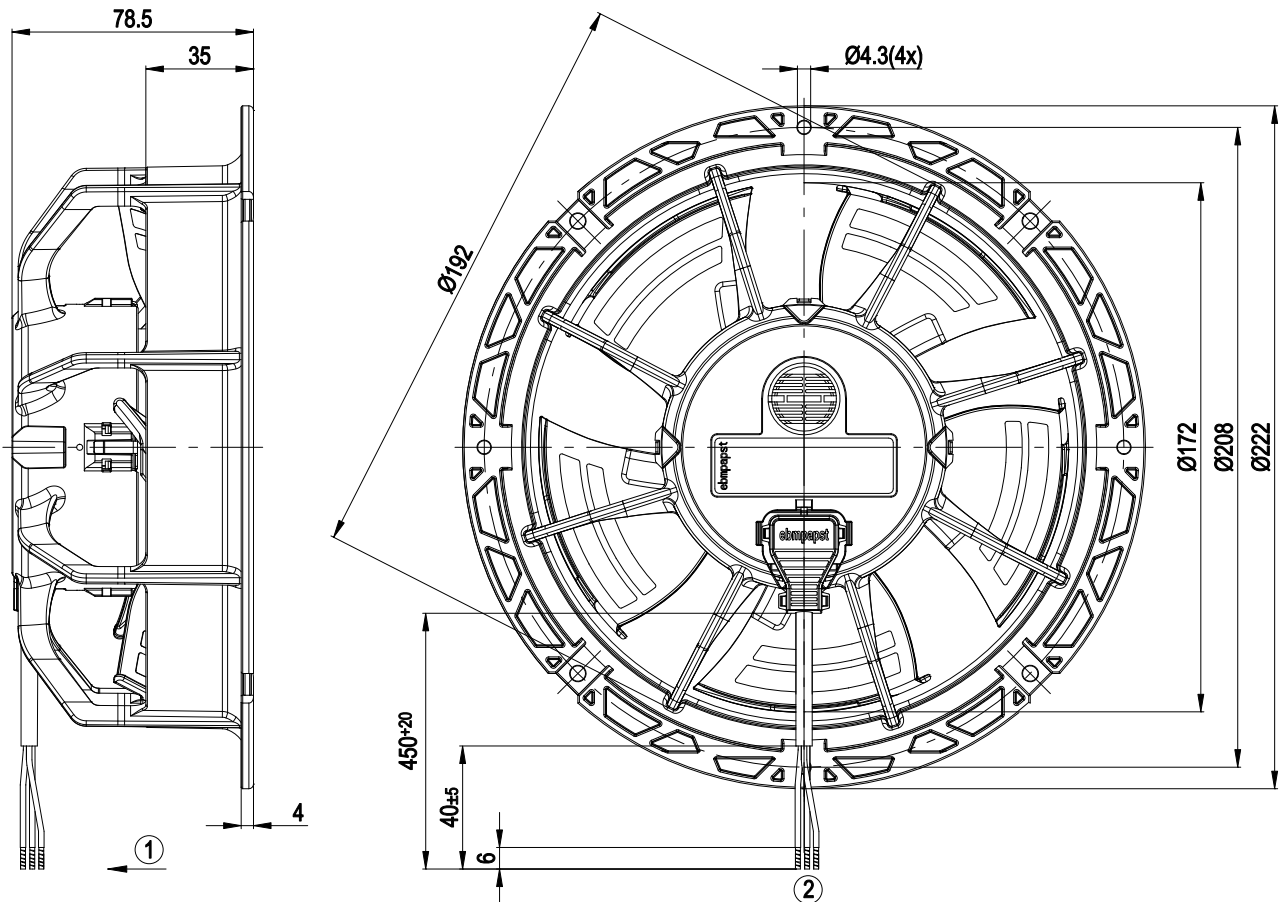
Leakage current	<= 0.25 mA
Size	172 mm
Operation mode	S1
Direction of rotation	Counter-clockwise, seen on rotor
Mounting position	Any
EMC harmonics	Acc. to EN 61000-3-2/3
EMC interference emission	Acc. to EN 61000-6-3
EMC interference immunity	Acc. to EN 61000-6-2
Direction of air flow	"V"
Insulation class	"B"
Cable exit	Lateral
Condensate discharge holes	None
Bearing motor	Ball bearing
Mass	0.848 kg
Material of impeller	PA plastic 6, fibreglass-reinforced
Material of wall ring	Plastic, PPTD 20
Motor protection	Thermal overload protector (TOP) wired internally
Product conforming to standard	CE
Number of blades	5
Type of protection	IP 54
Protection class	II
Technical features	- Over-temperature protected motor - Soft start - Speed selection max/min
Max. permissible ambient motor temp. (transp./ storage)	+80 °C
Min. permissible ambient motor temp. (transp./storage)	-40 °C
Approval	CSA C22.2 Nr.77; UL 2111; VDE

# EC axial fan - ESM

sickled blades (S series)

ESM wall ring

## Product drawing



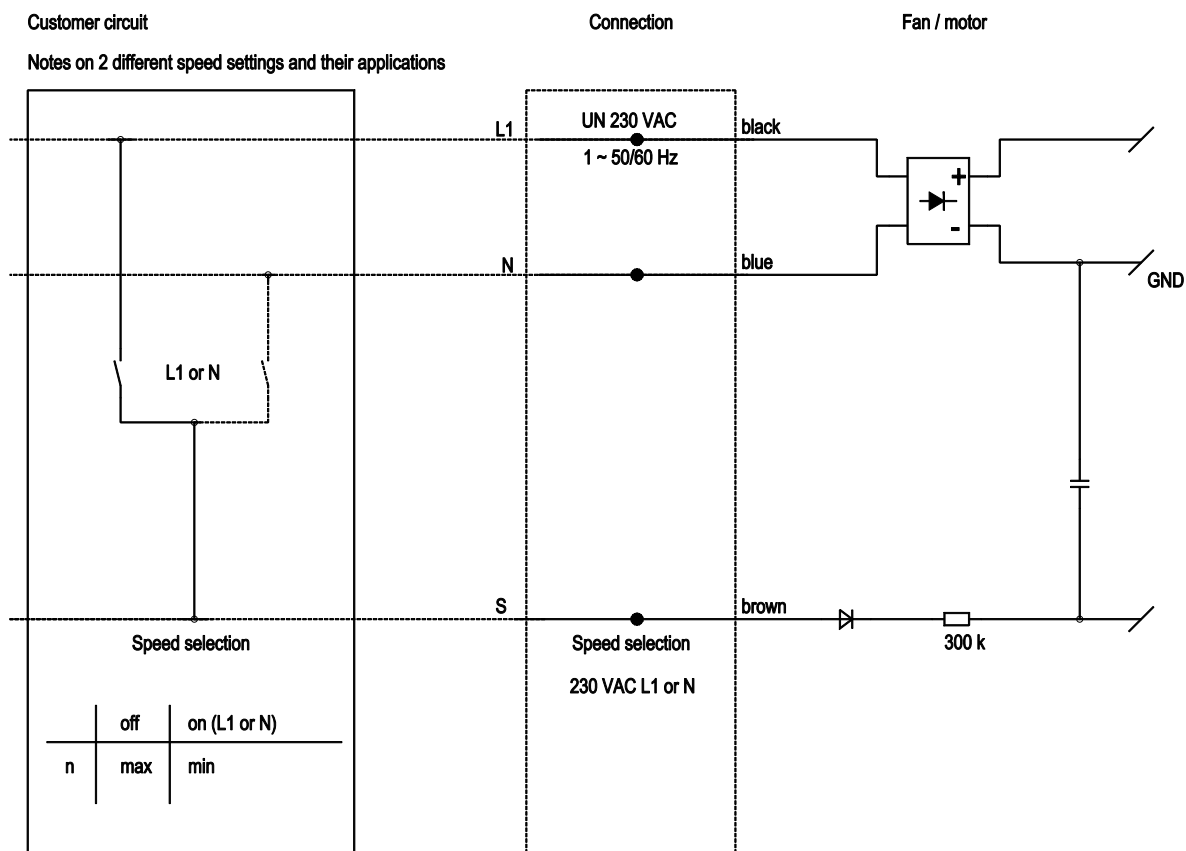
- |   |  |
|---|--|
| 1 | Direction of air flow "V"                          |
| 2 | Connection line AWG20; 3 x brass lead tips crimped |

# EC axial fan - ESM

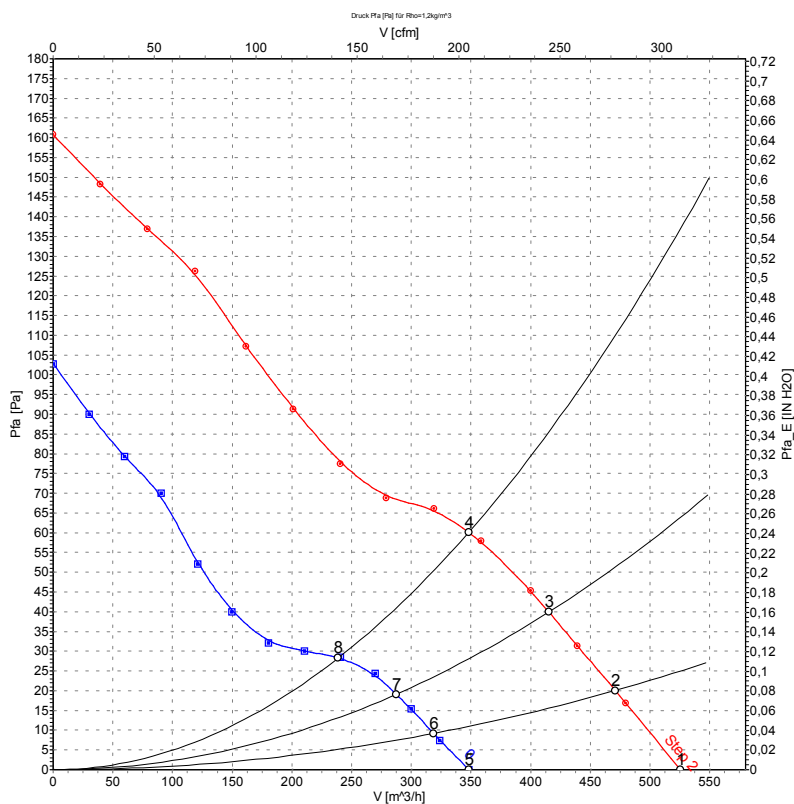
sickled blades (S series)

ESM wall ring

## Connection screen



## Charts: Air flow 50 Hz



Measurement: LU-117884  
Measurement: LU-117885

## Measured values

	Stage	U	f	n	P <sub>1</sub>	I	LpA <sub>ss</sub>	LwA <sub>ss</sub>	$\hat{V}$	p <sub>fa</sub>
		[V]	[Hz]	[min <sup>-1</sup> ]	[W]	[A]	[dB(A)]	[dB(A)]	[m <sup>3</sup> /h]	[Pa]
1	2	230	50	2500	21	0.17	54	62	525	0
2	2	230	50	2500	22	0.18	55	63	470	20
3	2	230	50	2500	22	0.19	54	63	415	40
4	2	230	50	2500	22	0.18	54	63	350	60
5	1	230	50	1700	8.8	0.07	45	54	350	0
6	1	230	50	1700	10	0.08	44	53	320	9
7	1	230	50	1700	11	0.08	44	53	285	19
8	1	230	50	1700	9.9	0.08	45	54	240	28